





Name _____ Date _____

Use the data from the previous page to fill in your graph.

15				
14				
13				
12				
11				
10				
9				
8				
7				
6				
5				
4				
3				
2				
1				
# of people	peppermint 	spearmint 	cherry 	cinnamon 

FLAVORS

